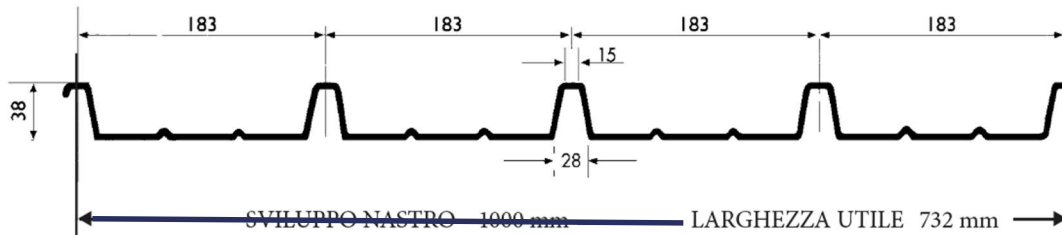




LAMIERE GRECATE EGB (AG1)



ZINCATE SP.6/10	KG/FG
L.4000	KG.20
L.5000	KG.25
L.6000	KG.30




BIANCO/GRIGIO SP.6/10	KG/FG
L.4000	KG.20
L.5000	KG.25
L.6000	KG.30



Bianco grigio
(RAL 9002)

TESTA DI MORO SP.6/10	KG/FG
L.4000	KG.20
L.6000	KG.30



Testa di moro
(RAL 8017)

ROSSO SIENA SP.6/10	KG/FG
L.4000	KG.20
L.6000	KG.30



Rosso siena
(RAL 3009)